MANUAL RESCAN INSTRUCTIONS

IMPORTANT

Please follow this guide to learn how to manually rescan your set top box.

1 Press the MENU button on the remote and move right to SETTINGS and press OK.

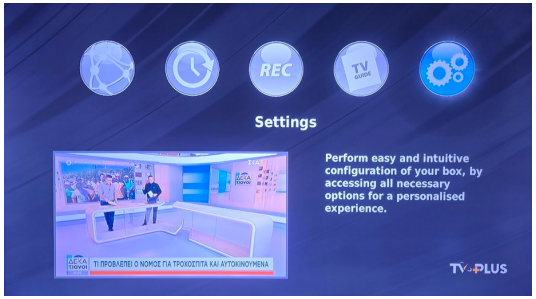

2 Enter PIN 1234 and press OK.

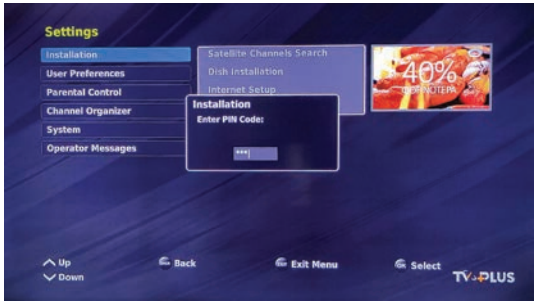

3 Press ENTER on Satellite Channels Search.

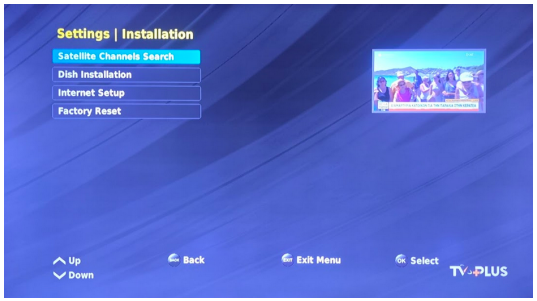

4 Enter the New Frequency "**12611**" shown on the below picture. Update the Frequency, Modulation and arrow down to START SCAN and press OK.



5 List of channels will show in the right box.



6 Press OK on Go to Live TV.
You will see your TV PLUS channels now.

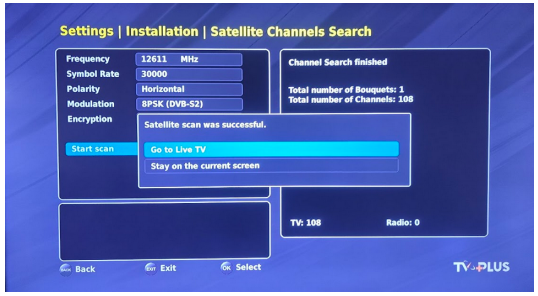

NOTES

New Frequency:

Satellite:	Eutelsat 172B
Frequency:	12611
Symbol Rate:	30000
Polarization:	HOR
Transport Spec:	DVB-S2
FEC:	5/6

Channel List:
1-108 on the new 12611 frequency



TV PLUS PTY LTD
PO BOX 1200, BOX HILL 3128 VIC
T (03) 9998 3999
www.tvplus.com.au

Where it all comes together